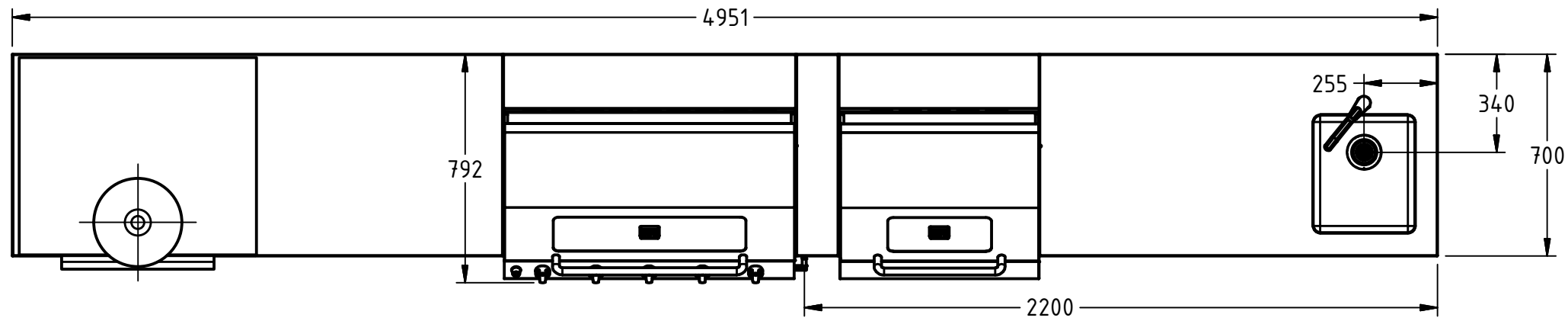
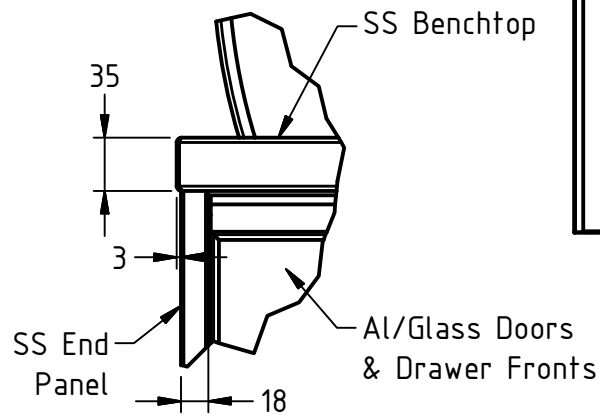


DETAIL C ( 1 : 5 )

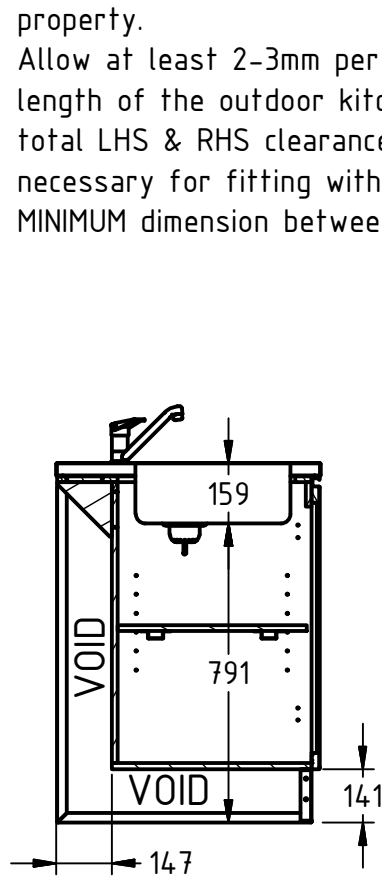


BENCHTOP SPECIFICATION	
Feature	Specification
Material	Stainless Steel
Thickness	t=1.5mm
Edge Face	H=35mm
Surface Finish	#4

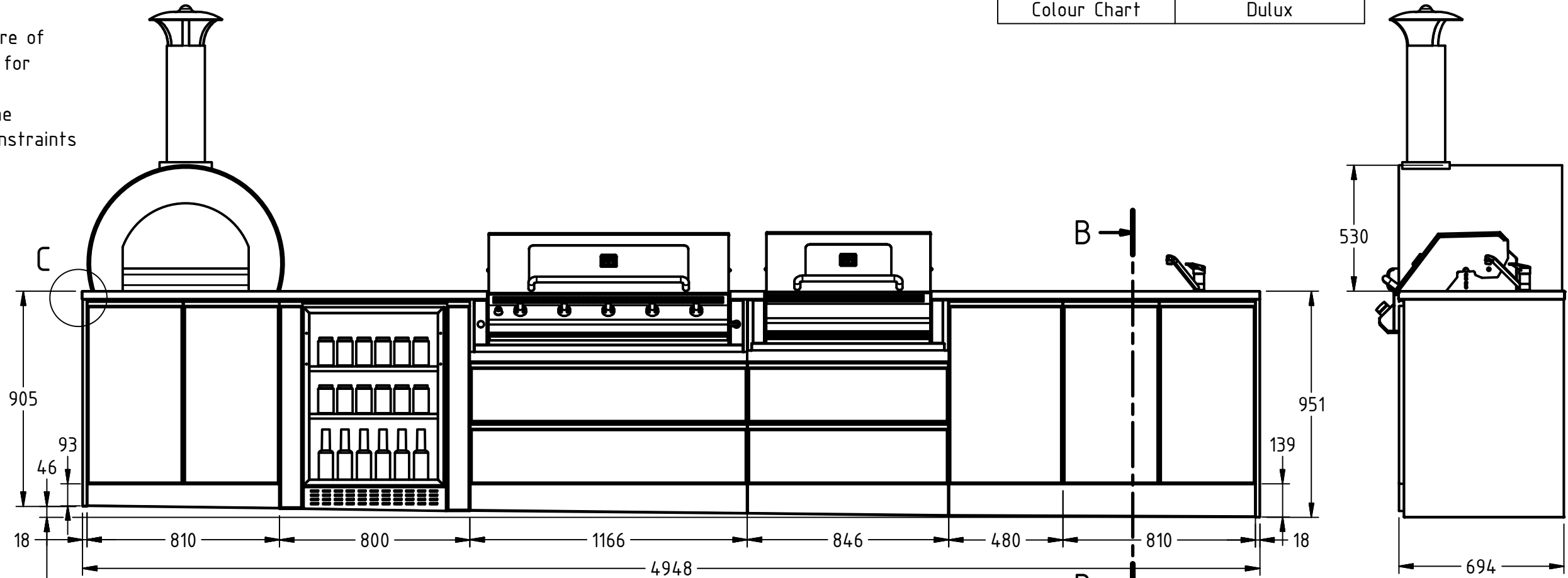
END PANEL SPECIFICATION	
Feature	Specification
Material	Stainless Steel
Thickness	t=1.5mm
Edge Face	H=35mm
Surface Finish	#4

DOOR/DRAWER FRONT SPECIFICATION	
Feature	Specification
Material	Al/6mm sfty glass
Thickness	D=21mm
Glass Profile	RIBBONED
Surface	Painted (Inside)
Colour Name	"GOTHAM"
Colour Chart	Dulux

Check overall dimensions of outdoor kitchen permit fitting between any physical constraints at LHS and RHS of intended location on your property.  
 Allow at least 2-3mm per metre of length of the outdoor kitchen for total LHS & RHS clearances necessary for fitting within the MINIMUM dimension between constraints



SECTION B-B  
( 1 : 20 )



APPROX FALL OF 46MM FROM LHS TO RHS OVER TILED SURFACE

Title: Lifestyle Modular Stainless Steel Outdoor Kitchen		Approved: [Signature]	
Customer Name: "Ascot"		Date:	
Job Number:		Date:	
ABM Representative:		Date:	
Designed By:		Date:	
Approved By:		Date:	

	GEN. TOL	
	Linear	Angular
X	± 1.0	± 2°
X.X	± 0.6	± 1°
X.XX	± 0.25	± 0.5°

REVISION HISTORY		
REV	REASON FOR CHANGES	DATE
1	Initial released for customer review and approval	

